


SL

35-50-60



35



50



60



Produttori automatici di ghiaccio in cubetti - sistema a spruzzo.

Il cubetto rispecchia tutta la qualità NTF®: è freddo, cristallino e di elevata compattezza.

In modo del tutto automatico, i cubetti prodotti si depositano nella vasca; si ha sempre a disposizione un'abbondante riserva di ghiaccio per le ore di maggior richiesta.

Automatic ice cubes dispensers - sprayer system.

The cube reflects absolute NTF® quality: it is cold, crystalline and highly compact.

The cubes produced immediately fall into the tray - fully automatically! There is always a large quantity of ice available, even when the demand is at its peak.


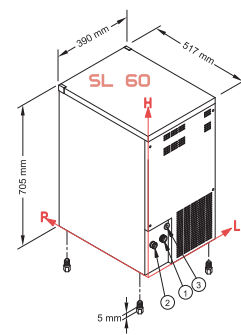
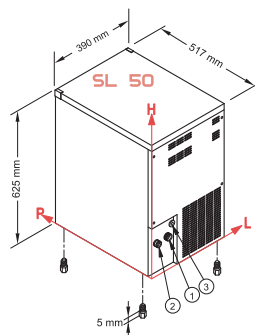
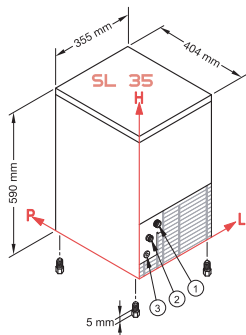
Producteurs automatiques de glaçons - système à pulvérisation.

Le glaçon reflète toute la qualité NTF®: il est froid, cristallin et de très élevée compacité.

Les glaçons produits se déposent automatiquement dans le bac. On dispose toujours d'une abondante réserve de glace même aux heures où il y a plus de demande.



SL 35-50-60



SL 35

Descrizione/Description/Description	L	H
1 Ingresso acqua Water inlet/Prise d'eau	88	184
2 Scarico acqua Water Outlet/Sortie d'eau	45	138
3 Connessione elettrica Electrical Connection/Branchement Electrique	41	73

SL 50

Descrizione/Description/Description	L	H
1 Ingresso acqua Water inlet/Prise d'eau	105	135
2 Scarico acqua Water Outlet/Sortie d'eau	50	140
3 Connessione elettrica Electrical Connection/Branchement Electrique	115	220

SL 60

Descrizione/Description/Description	L	H
1 Ingresso acqua Water inlet/Prise d'eau	105	135
2 Scarico acqua Water Outlet/Sortie d'eau	50	140
3 Connessione elettrica Electrical Connection/Branchement Electrique	115	220

SL 35 SL 50 SL 60

Produzione fino a
Production up to
Production maximale

Kg 20/24 H Kg 25/24 H Kg 29/24 H

Condensazione
Condensing
Condensation

A/W A/W A/W

Refrigerante
Refrigerant
Réfrigérant

R 404 A R 404 A R 404 A

Entrata acqua
Water inlet
Arrivée d'eau

ø 3/4" ø 3/4" ø 3/4"

Scarico acqua
Drain
Evacuation d'eau

ø mm 24 ø mm 24 ø mm 24

Peso netto-lordo
Net-gross weight
Poids net-brut

Kg 28/31 Kg 39/41 Kg 38/44

Dimensioni con imballo
Sizes with packaging
Dimension avec emballage

415x445x780 440x570x755 440x570x835

Potenza
Power
Puissance

W 320 W 350 W 370

Tensione standard
Standard voltage
Voltage standard

220-240 - 50Hz - 1 220-240 - 50Hz - 1 220-240 - 50Hz - 1

Capacità contenitore
Bin capacity
Capacité de stockage

Kg 4 Kg 6 Kg 9

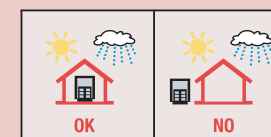

Consumo acqua
Water consumption
Consommation d'eau

**I/Kg A=4,5 I/Kg A=5,1 I/Kg A=5,1
W=20 W=14 W=14**

Tipo di cubetto
Kind of cube
Type de glaçon

S S - M - L S - M - L

Condizioni / Conditions / Conditions



			V	
Minimum	+10°C	+3°C	-10%	1bar (14psi)
Maximum	+43°C	+32°C	+10%	6bar (84psi)



N.T.F.
NUOVE TECNOLOGIE DEL FREDDO S.R.L.
Via dell'Industria 10, scala B
20020 Villa Cortese, Milano